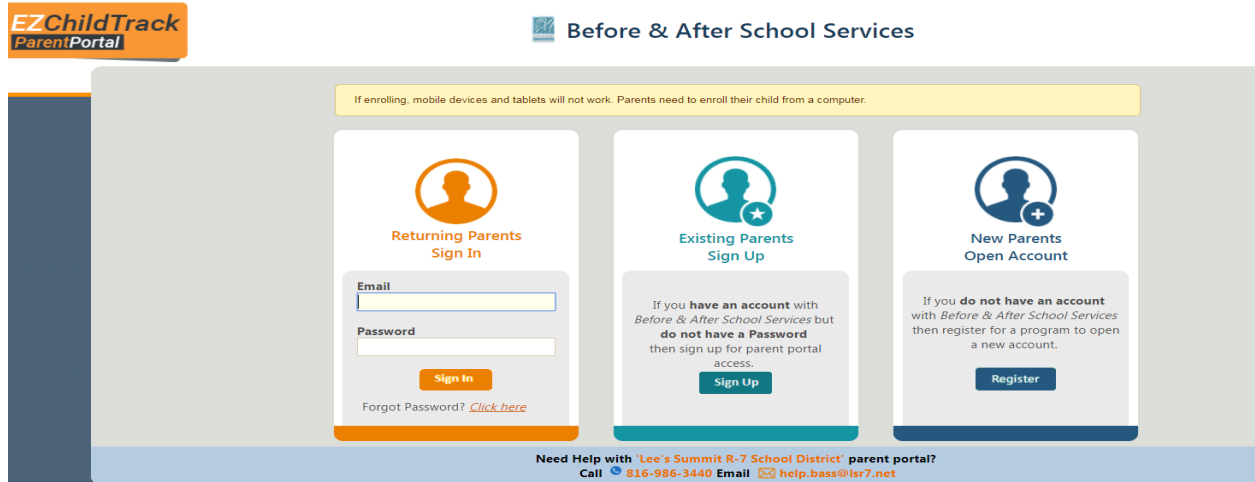



# 2018 BASS Summer Camp Instructions

1. Once you get to EZCT, click if you are a brand new parent or existing parent.



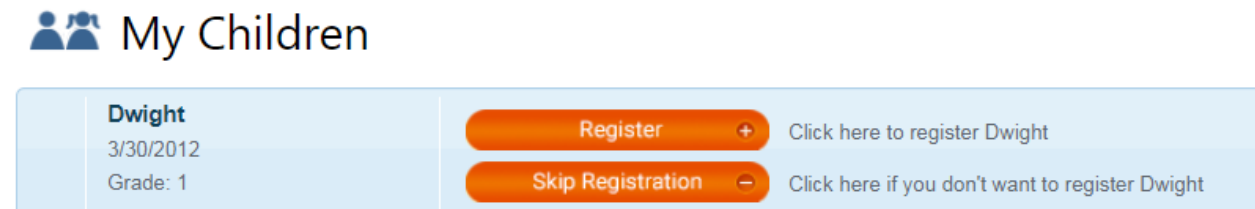
2. Fill out My Account information, or change anything if needed from previous years:



3. Select My Children:



4. Click Register My Child:



5. Fill out any mandatory fields (a little red line next to a box) Select T-shirt Size, change any information needed specific to your child:

T-Shirt Size

--Select--

- Type your student's ID number and Summer Learning Status (Before & After, Before Only, After Only, Camp LYNX/Full Day):

Student ID

Enter your child's Powerschool ID number

Enrollment Status (Summer Learning Institute 2018)

--Select--

- Select Start Date and Summer Camp Location on the next page. Then select what Camp your child will be going to, K, 1<sup>st</sup> – 7<sup>th</sup>, ESY or Camp LYNX.

Enrollment

Start Date

5/30/2018

Enter the date when you want your child to begin care

Site: Cedar Creek

Activities	M	T	W	Th	F	Date Range	Time	Fees	Reg. Fee
<input type="checkbox"/> ESY (1st - 7th)	<input checked="" type="checkbox"/>	<input checked="" type="checkbox"/>	<input checked="" type="checkbox"/>	<input checked="" type="checkbox"/>	<input checked="" type="checkbox"/>	05/30/2018 - 09/07/2018	6:30 AM - 6:00 PM	\$50.00 (Variable fee for service period) *	\$0.00
<input type="checkbox"/> Kids Country (1st - 7th)	<input checked="" type="checkbox"/>	<input checked="" type="checkbox"/>	<input checked="" type="checkbox"/>	<input checked="" type="checkbox"/>	<input checked="" type="checkbox"/>	05/30/2018 - 09/07/2018	6:30 AM - 6:00 PM	\$50.00 (Variable fee for service period) *	\$0.00

\* Fees may vary for some service periods.

- Go to the next page, and click on Terms and Conditions:

Terms & Conditions

- Go through and click yes and no for Terms and Conditions, and Click Review Fee:

### Terms and Conditions

Releases / Waiver

Parent Handbook

I understand that I must follow all rules and regulations as listed in the Parent Handbook.

I agree

Review Fee

- Select Submit and pay the enrollment fee:

Submit Application

- Your enrollment will be processed sometime in April, communication will go out with that information. Thank you for enrolling.