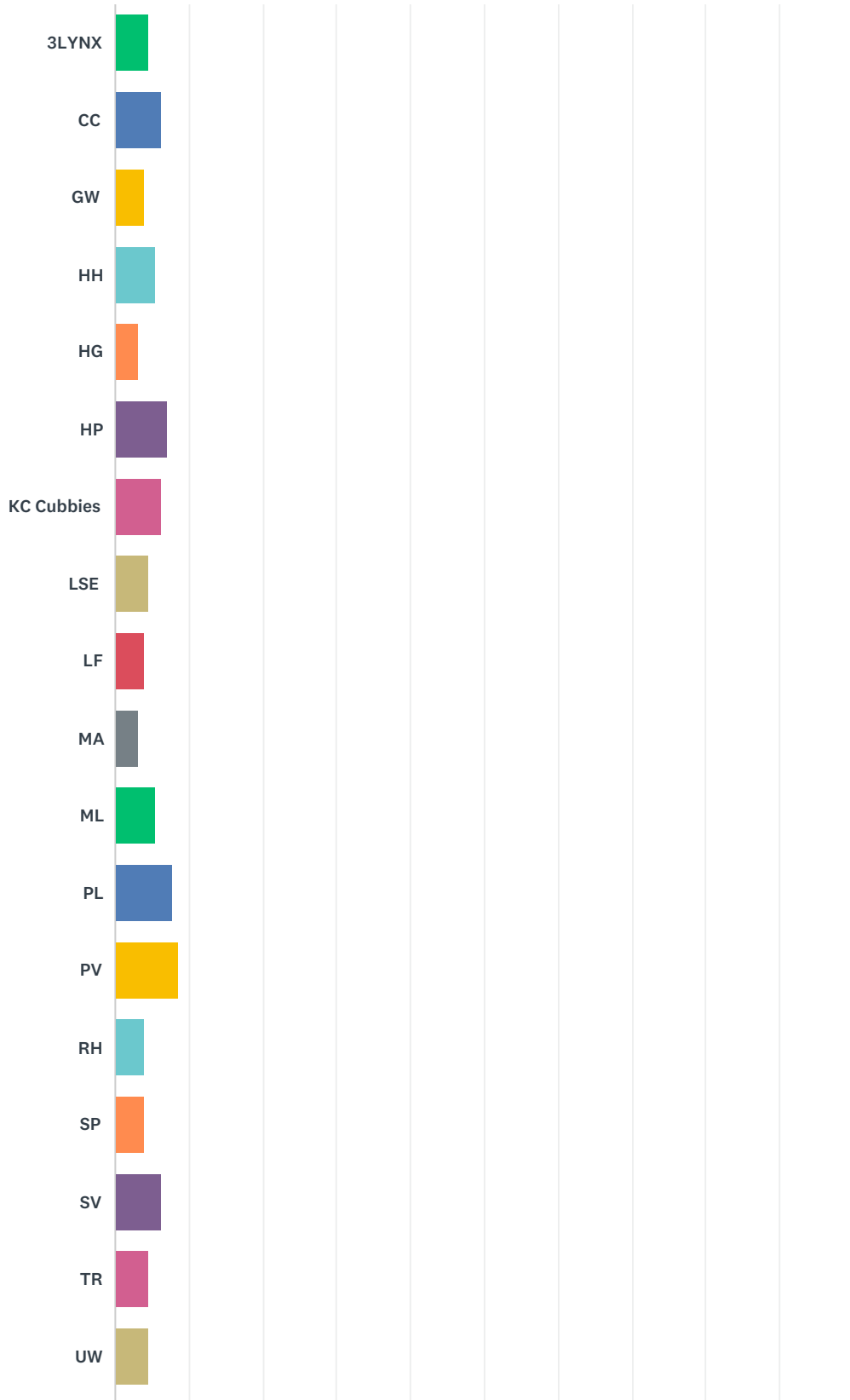
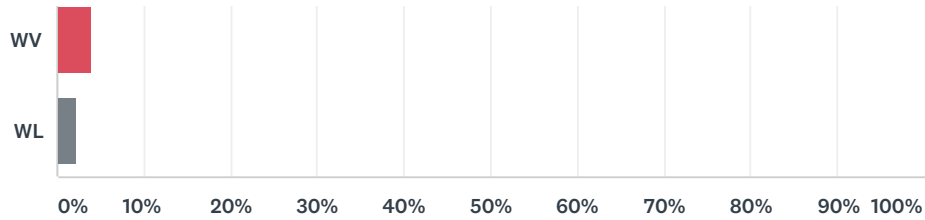


Q1 What is your site location? (If you work at more than one site, list the location of your time approver.)

Answered: 128 Skipped: 0

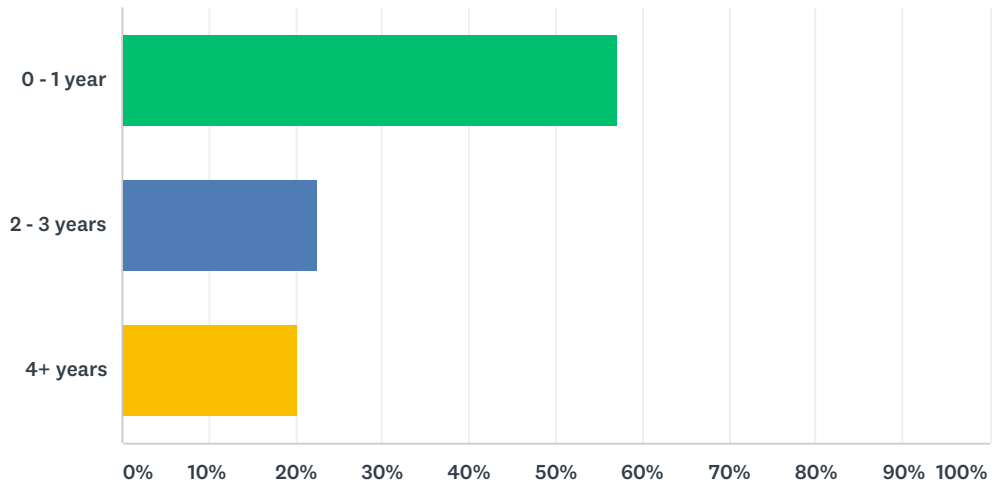




ANSWER CHOICES	RESPONSES	
3LYNX	4.69%	6
CC	6.25%	8
GW	3.91%	5
HH	5.47%	7
HG	3.13%	4
HP	7.03%	9
KC Cubbies	6.25%	8
LSE	4.69%	6
LF	3.91%	5
MA	3.13%	4
ML	5.47%	7
PL	7.81%	10
PV	8.59%	11
RH	3.91%	5
SP	3.91%	5
SV	6.25%	8
TR	4.69%	6
UW	4.69%	6
WV	3.91%	5
WL	2.34%	3
TOTAL		128

Q2 I have been employed by BASS for:

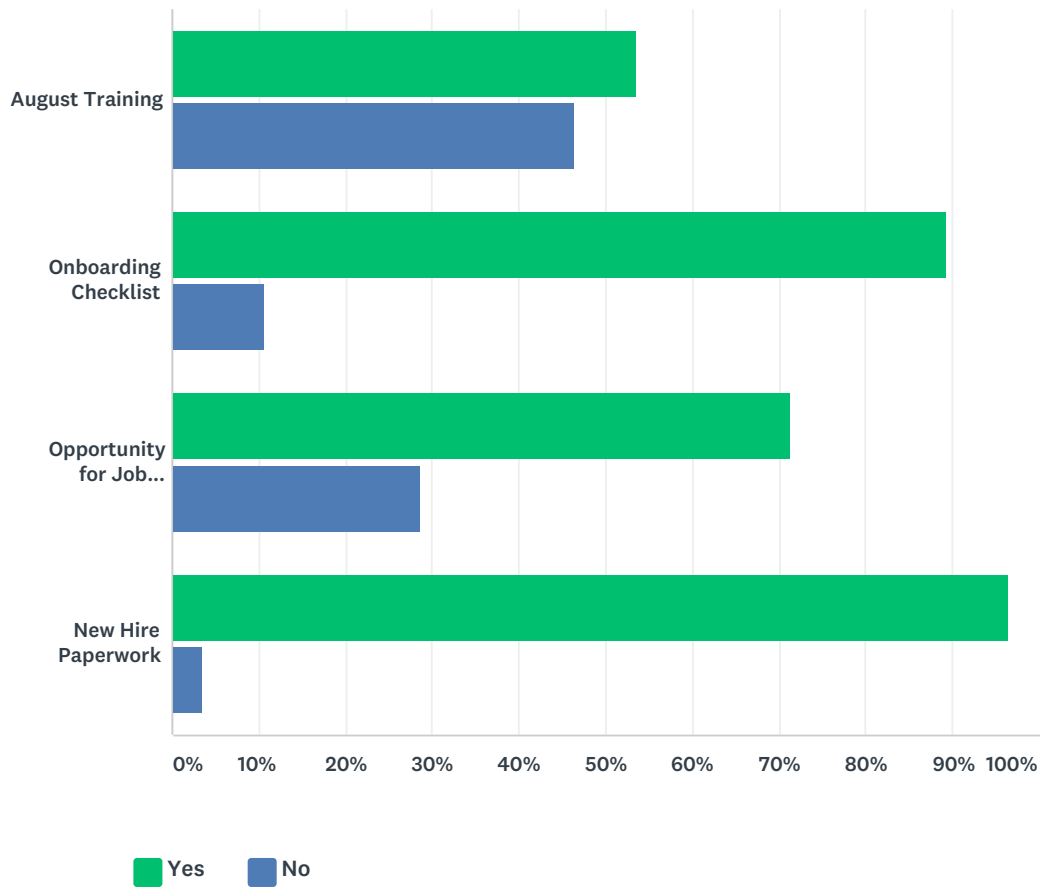
Answered: 128 Skipped: 0



ANSWER CHOICES	RESPONSES
0 - 1 year	57.03% 73
2 - 3 years	22.66% 29
4+ years	20.31% 26
TOTAL	128

Q3 For new staff hired this year (18-19), did you receive orientation and training when hired for your position?

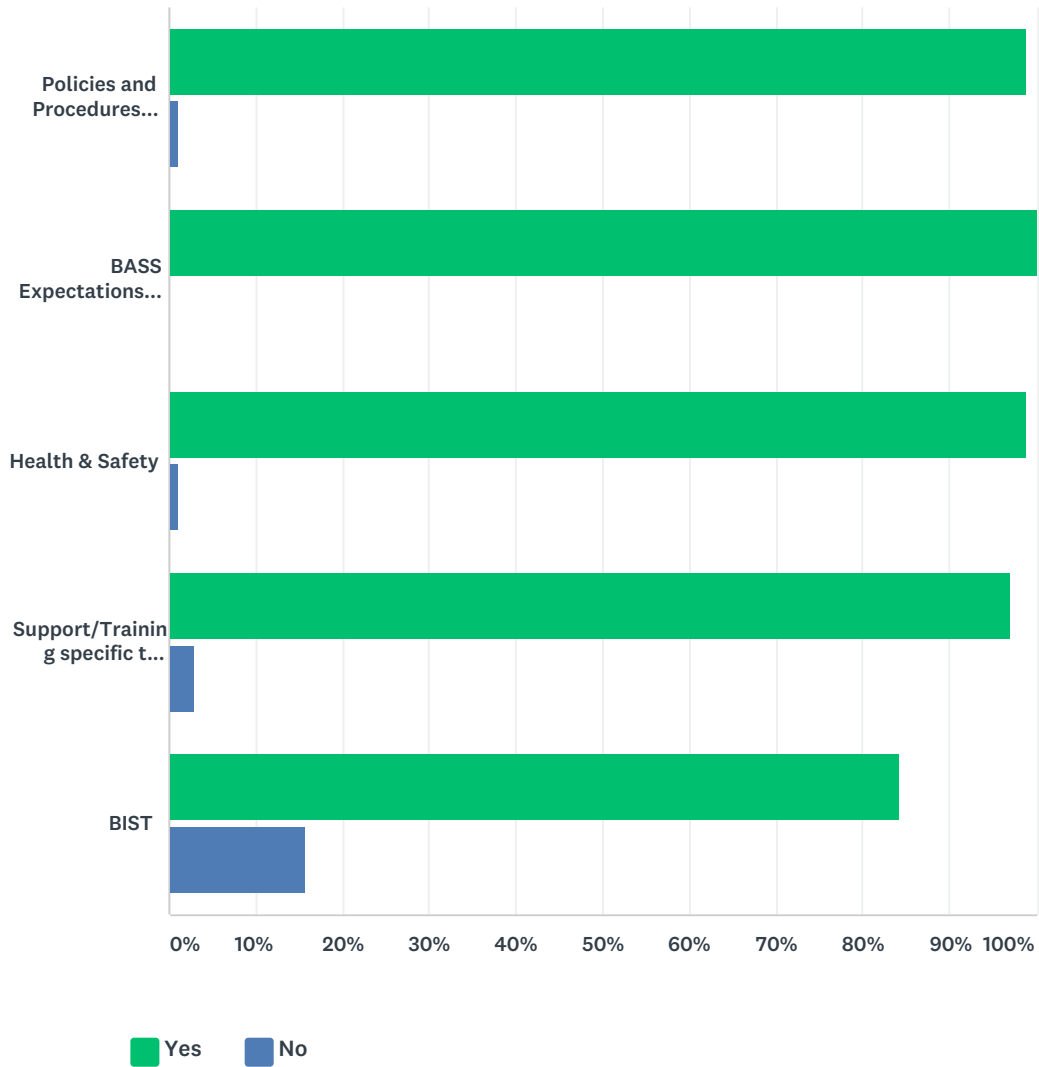
Answered: 56 Skipped: 72



	YES	NO	TOTAL
August Training	53.57% 30	46.43% 26	56
Onboarding Checklist	89.29% 50	10.71% 6	56
Opportunity for Job Shadowing With a More Experienced Employee	71.43% 40	28.57% 16	56
New Hire Paperwork	96.43% 54	3.57% 2	56

Q4 Do you receive annual training and support in the following...

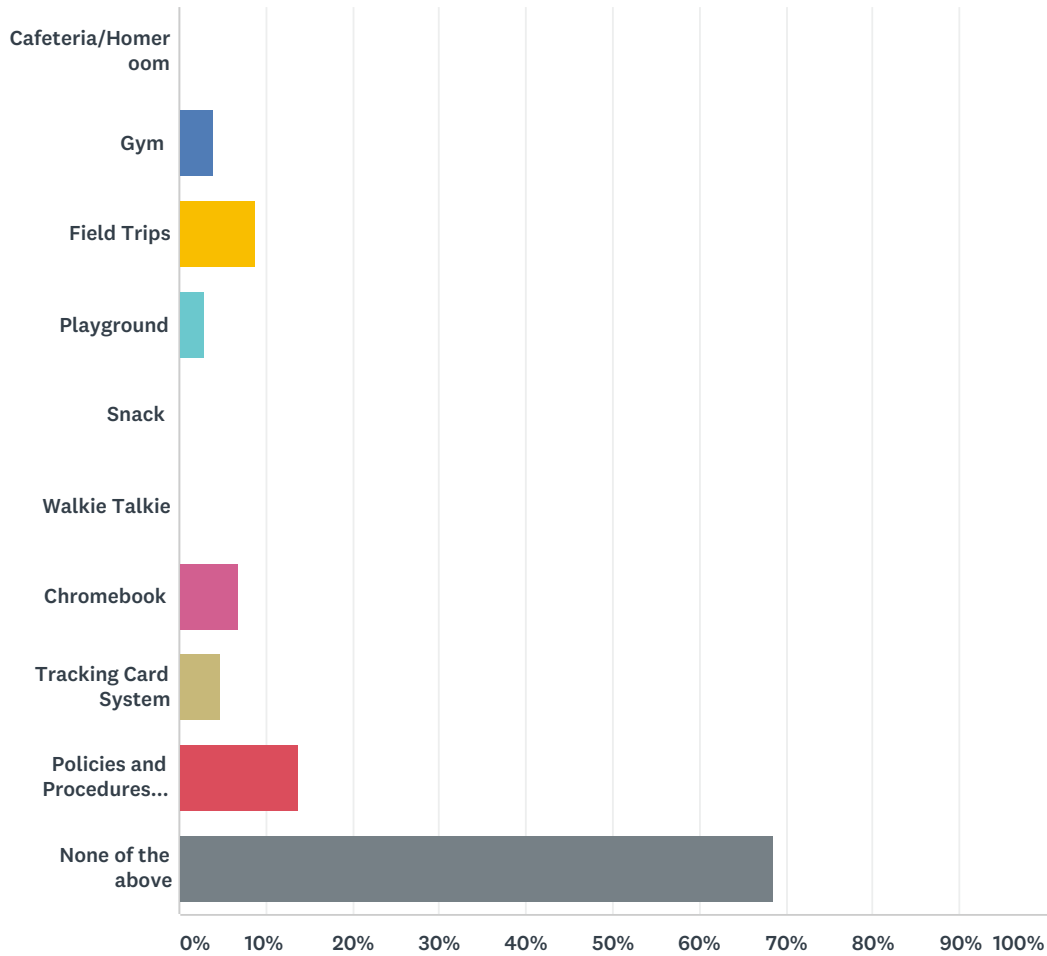
Answered: 102 Skipped: 26



	YES	NO	TOTAL RESPONDENTS
Policies and Procedures (staff handbook information)	99.02% 101	0.98% 1	102
BASS Expectations (cafeteria-homeroom, gym, field trips, playground, snack, walkie talkie, chromebook station, homework station, tracking card system)	100.00% 102	0.00% 0	102
Health & Safety	99.02% 101	0.98% 1	102
Support/Training specific to my job title	97.06% 99	2.94% 3	102
BIST	84.31% 86	15.69% 16	102

Q5 Of all BASS Expectations and Policies, in which would you like further review? (check all that apply).

Answered: 102 Skipped: 26

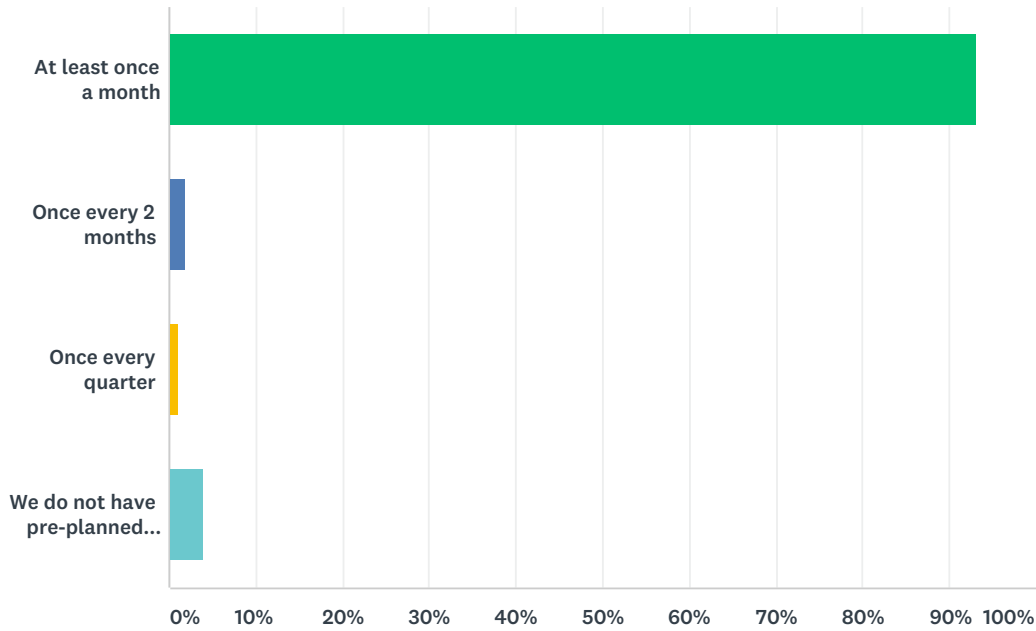


ANSWER CHOICES	RESPONSES	
Cafeteria/Homeroom	0.00%	0
Gym	3.92%	4
Field Trips	8.82%	9
Playground	2.94%	3
Snack	0.00%	0
Walkie Talkie	0.00%	0
Chromebook	6.86%	7
Tracking Card System	4.90%	5
Policies and Procedures (Staff Handbook Information)	13.73%	14
None of the above	68.63%	70

Total Respondents: 102

Q6 How often, on average, are pre-planned staff meetings held at your location?

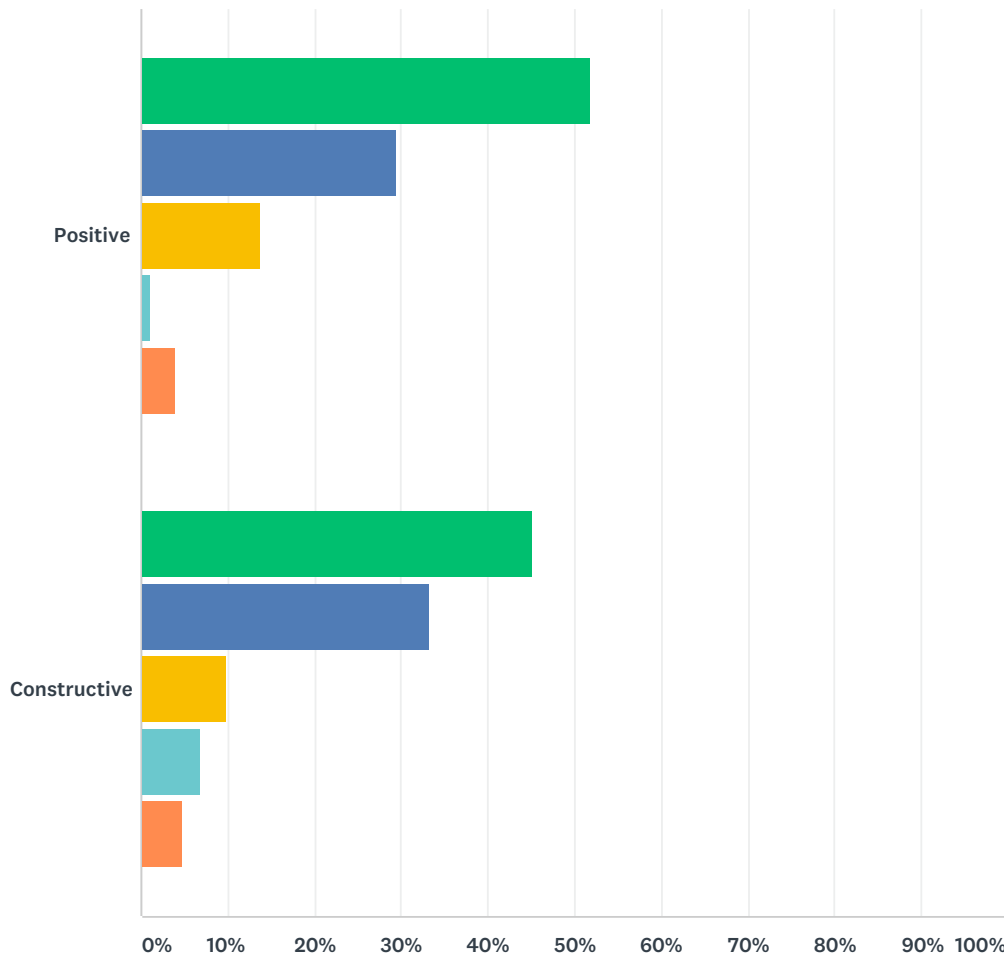
Answered: 102 Skipped: 26



ANSWER CHOICES	RESPONSES	
At least once a month	93.14%	95
Once every 2 months	1.96%	2
Once every quarter	0.98%	1
We do not have pre-planned staff meetings	3.92%	4
TOTAL		102

Q7 Do you receive regular feedback, verbal or written, from your supervisor regarding your job performance?

Answered: 102 Skipped: 26

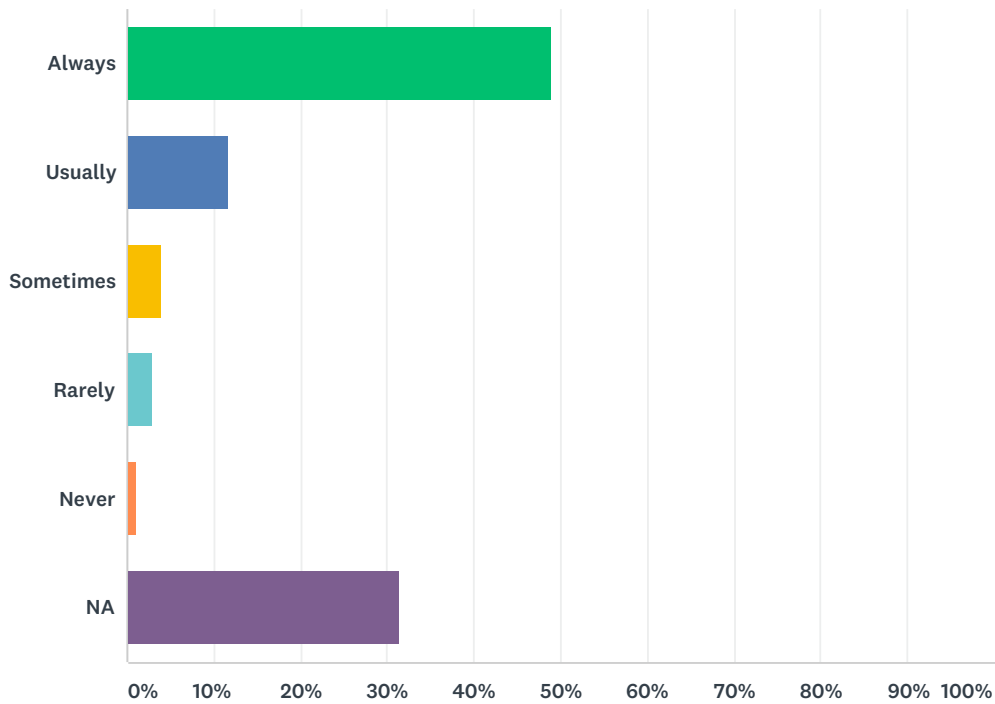


■ Always
 ■ Usually
 ■ Sometimes
 ■ Rarely
 ■ Never

	ALWAYS	USUALLY	SOMETIMES	RARELY	NEVER	TOTAL
Positive	51.96% 53	29.41% 30	13.73% 14	0.98% 1	3.92% 4	102
Constructive	45.10% 46	33.33% 34	9.80% 10	6.86% 7	4.90% 5	102

Q8 (Associates Only) Do you feel there is an "open door policy" to voice ideas/concerns to your site leadership?

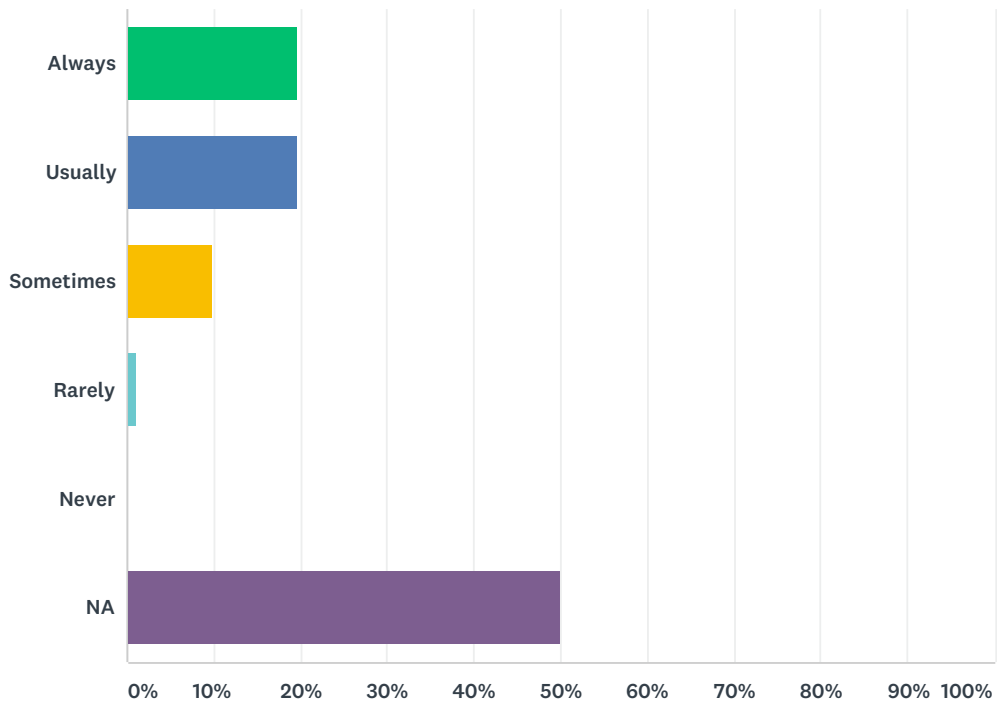
Answered: 102 Skipped: 26



ANSWER CHOICES	RESPONSES	
Always	49.02%	50
Usually	11.76%	12
Sometimes	3.92%	4
Rarely	2.94%	3
Never	0.98%	1
NA	31.37%	32
TOTAL		102

Q9 (Site Coordinators & Assistants Only) Do you feel there is an "open door policy" to voice ideas/concerns to BASS Administration?

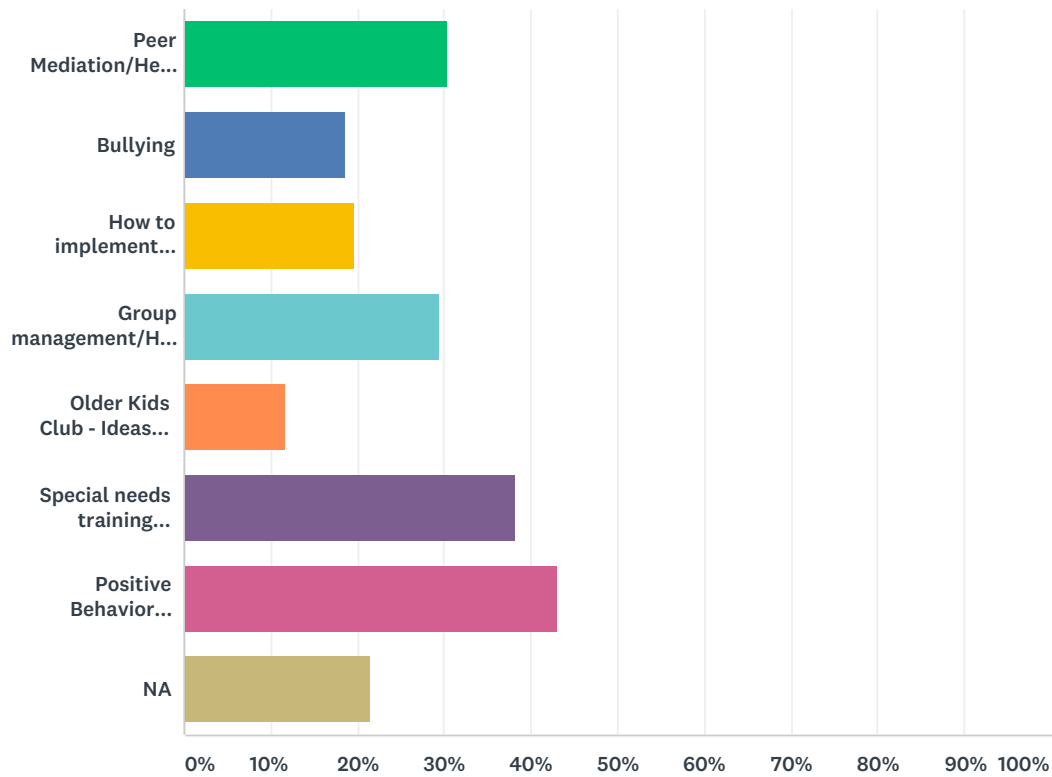
Answered: 102 Skipped: 26



ANSWER CHOICES	RESPONSES	
Always	19.61%	20
Usually	19.61%	20
Sometimes	9.80%	10
Rarely	0.98%	1
Never	0.00%	0
NA	50.00%	51
TOTAL		102

Q10 In what areas would you like additional support or training? (Choose the top three)

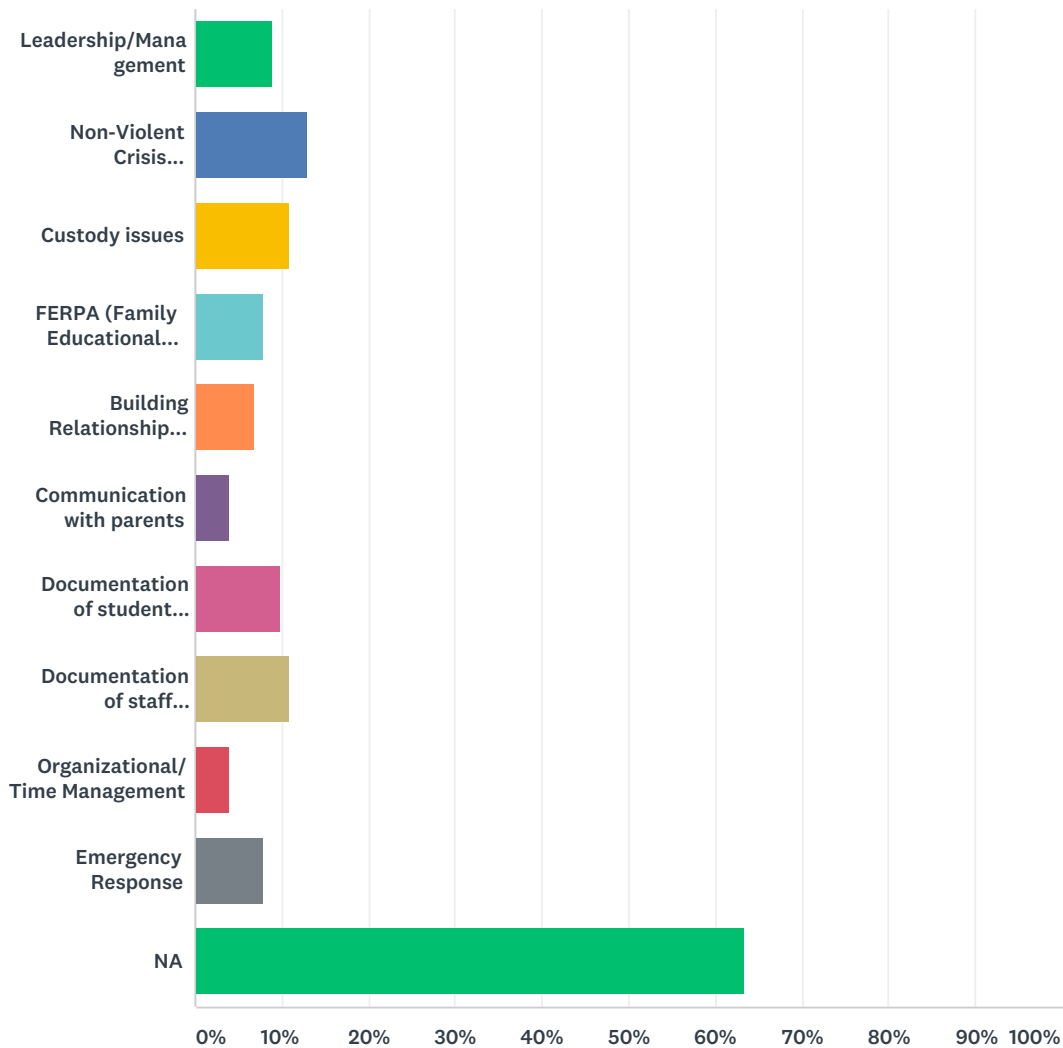
Answered: 102 Skipped: 26



ANSWER CHOICES	RESPONSES	
Peer Mediation/Help students work out problems/disagreements	30.39%	31
Bullying	18.63%	19
How to implement curriculum or lesson plans	19.61%	20
Group management/How to facilitate an activity while redirecting behavior.	29.41%	30
Older Kids Club - Ideas and building relations	11.76%	12
Special needs training (Inclusion)	38.24%	39
Positive Behavior Supports/Behavior Management	43.14%	44
NA	21.57%	22
Total Respondents: 102		

Q11 (Site Coordinators/Assistants ONLY) In what areas would you like additional support or training? (Choose the top three)

Answered: 101 Skipped: 27

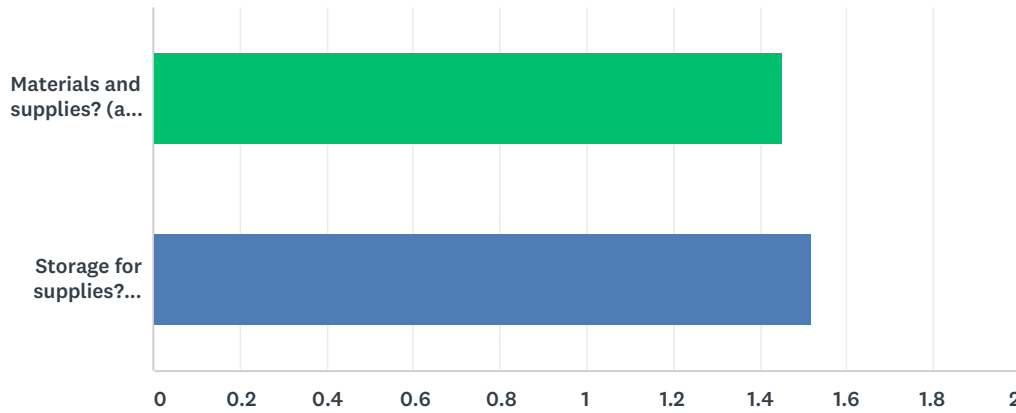


ANSWER CHOICES	RESPONSES	
Leadership/Management	8.91%	9
Non-Violent Crisis Intervention (Prevention)	12.87%	13
Custody issues	10.89%	11
FERPA (Family Educational Rights & Privilege Act)	7.92%	8
Building Relationships in "Community" (families, school, community)	6.93%	7
Communication with parents	3.96%	4
Documentation of student issues	9.90%	10
Documentation of staff issues, job targets	10.89%	11
Organizational/Time Management	3.96%	4

Emergency Response	7.92%	8
NA	63.37%	64
Total Respondents: 101		

Q12 Do you have enough...

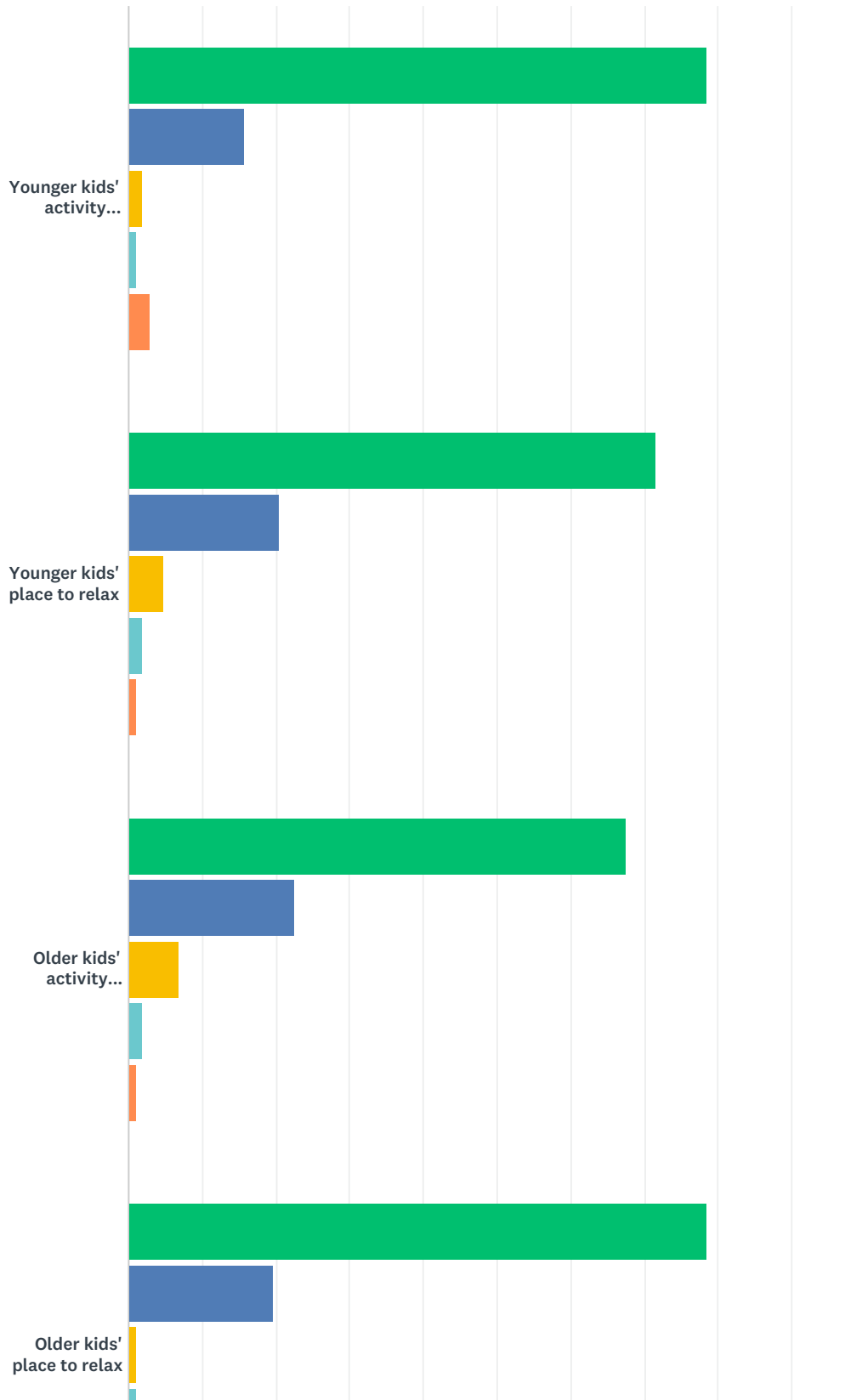
Answered: 102 Skipped: 26

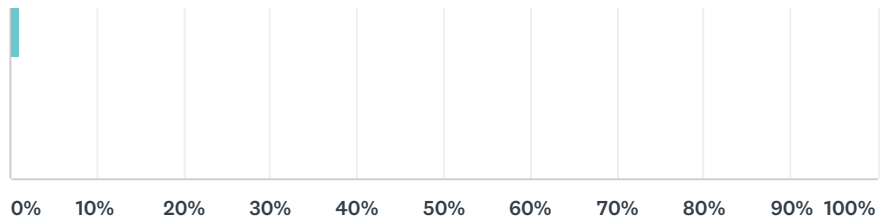


	ALWAYS	USUALLY	SOMETIMES	RARELY	NEVER	TOTAL	WEIGHTED AVERAGE
Materials and supplies? (art supplies, games, books, science, etc.)	65.69% 67	27.45% 28	4.90% 5	0.00% 0	1.96% 2	102	1.45
Storage for supplies? (carts with shelves, book cases, cabinets, etc.)	60.78% 62	26.47% 27	12.75% 13	0.00% 0	0.00% 0	102	1.52

Q13 Do children of all ages have enough activity choices including enough time and a place to relax?

Answered: 102 Skipped: 26



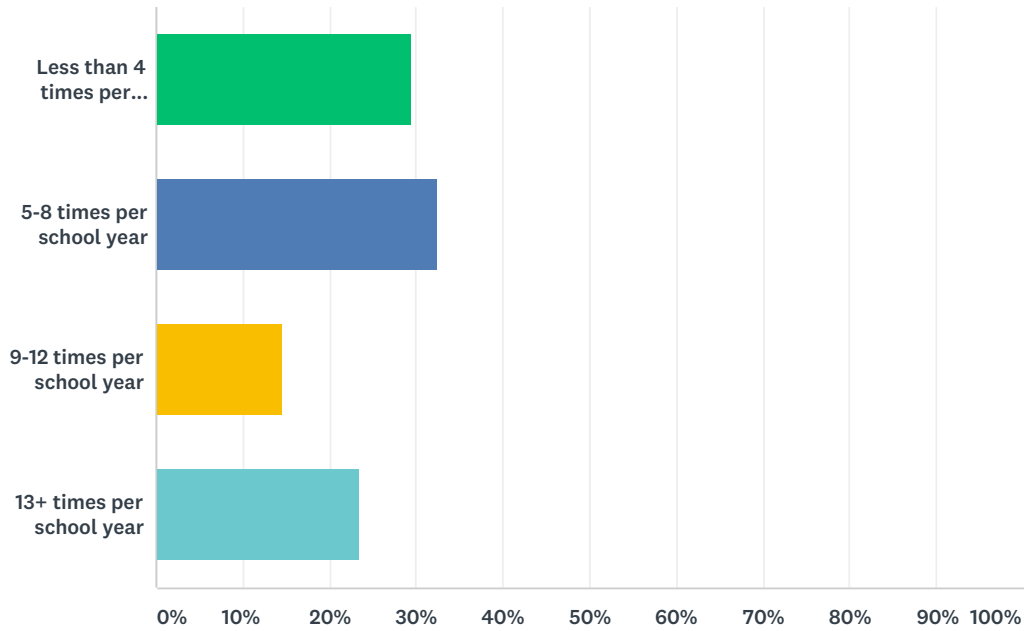


■ Always
 ■ Usually
 ■ Sometimes
 ■ Rarely
 ■ Never

	ALWAYS	USUALLY	SOMETIMES	RARELY	NEVER	TOTAL
Younger kids' activity choices	78.43% 80	15.69% 16	1.96% 2	0.98% 1	2.94% 3	102
Younger kids' place to relax	71.57% 73	20.59% 21	4.90% 5	1.96% 2	0.98% 1	102
Older kids' activity choices	67.65% 69	22.55% 23	6.86% 7	1.96% 2	0.98% 1	102
Older kids' place to relax	78.43% 80	19.61% 20	0.98% 1	0.98% 1	0.00% 0	102

Q14 How often does your site/program lose usual programming space? (eg, cafeteria or gym)

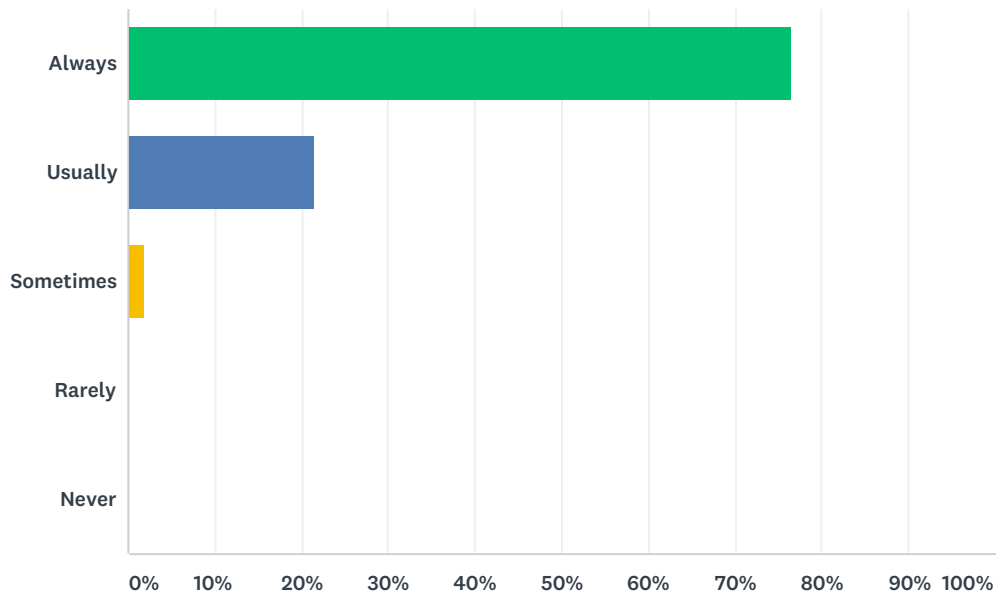
Answered: 102 Skipped: 26



ANSWER CHOICES	RESPONSES	
Less than 4 times per school year	29.41%	30
5-8 times per school year	32.35%	33
9-12 times per school year	14.71%	15
13+ times per school year	23.53%	24
TOTAL		102

Q15 Are children given the opportunity to choose in which activities they wish to participate?

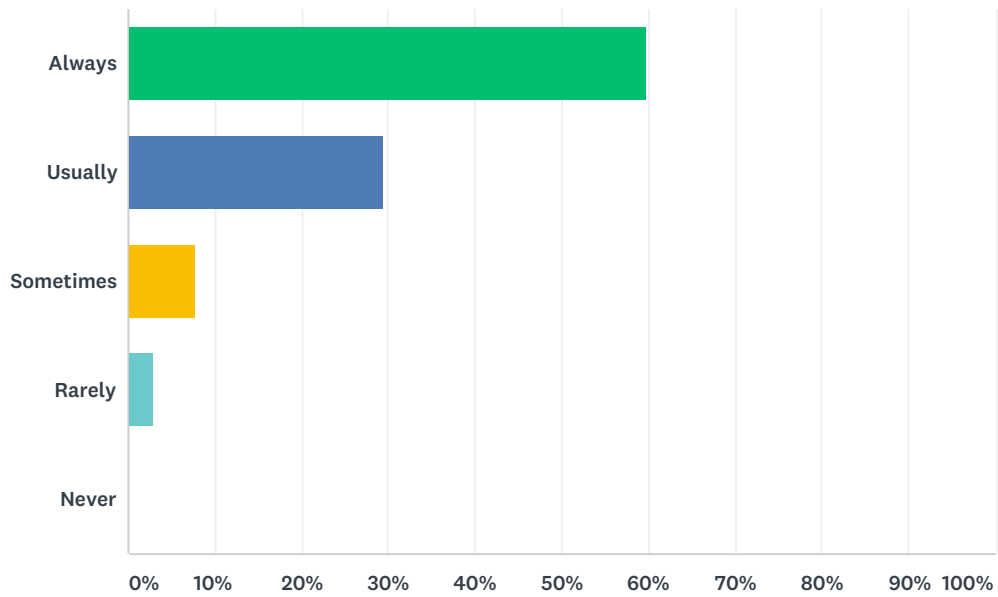
Answered: 102 Skipped: 26



ANSWER CHOICES	RESPONSES	
Always	76.47%	78
Usually	21.57%	22
Sometimes	1.96%	2
Rarely	0.00%	0
Never	0.00%	0
TOTAL		102

Q16 Are staff/child ratios adjusted for children who need additional support?

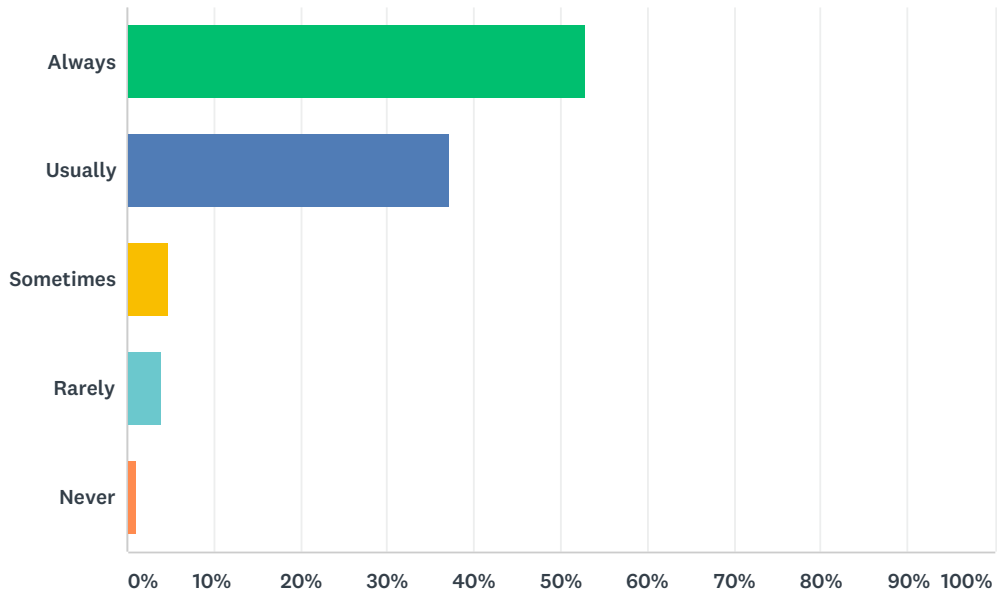
Answered: 102 Skipped: 26



ANSWER CHOICES	RESPONSES	
Always	59.80%	61
Usually	29.41%	30
Sometimes	7.84%	8
Rarely	2.94%	3
Never	0.00%	0
TOTAL		102

Q17 Do you have ample planning time to prepare for student activities?

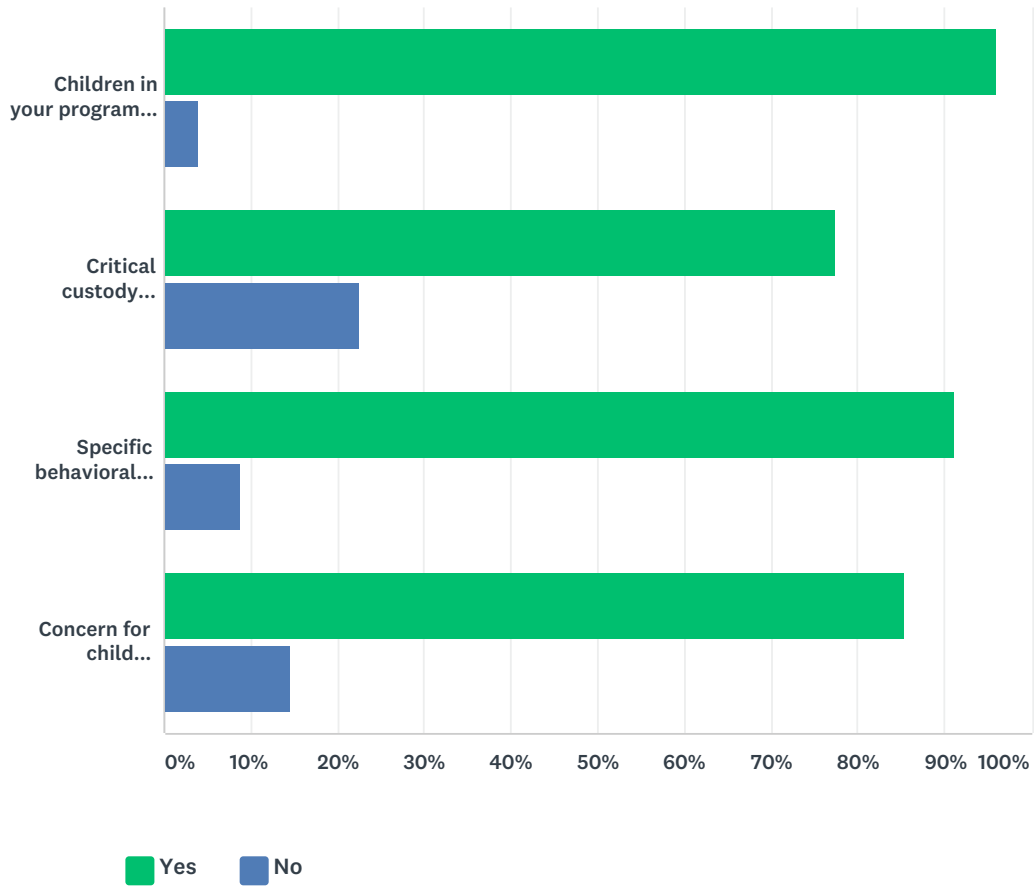
Answered: 102 Skipped: 26



ANSWER CHOICES	RESPONSES	
Always	52.94%	54
Usually	37.25%	38
Sometimes	4.90%	5
Rarely	3.92%	4
Never	0.98%	1
TOTAL		102

Q18 Do you know how to get information regarding...

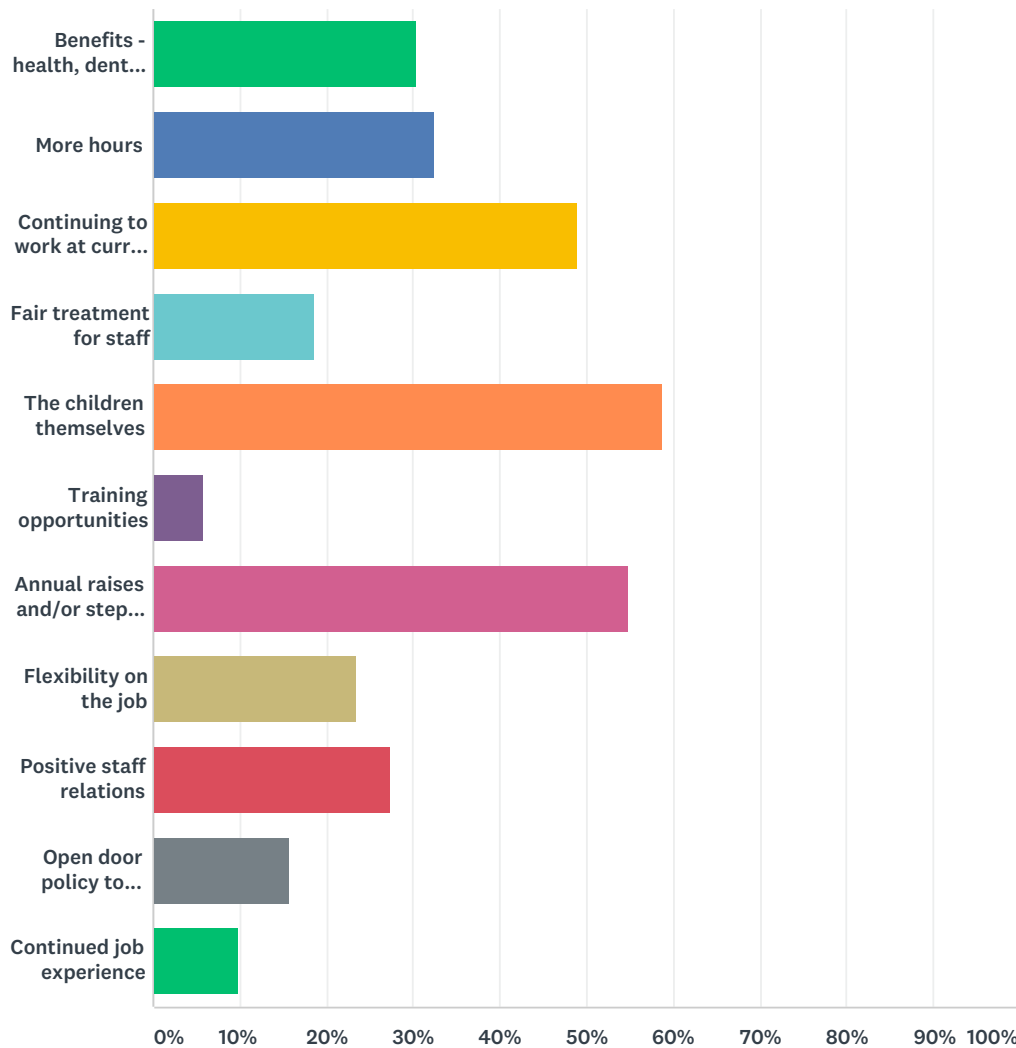
Answered: 102 Skipped: 26



	YES	NO	TOTAL
Children in your program with special health needs or allergies?	96.08% 98	3.92% 4	102
Critical custody arrangements for a student?	77.45% 79	22.55% 23	102
Specific behavioral situations with a student?	91.18% 93	8.82% 9	102
Concern for child abuse/neglect?	85.29% 87	14.71% 15	102

Q19 What would give you the greatest incentive to continue to work for the BASS department? Mark your top 3.

Answered: 102 Skipped: 26



ANSWER CHOICES	RESPONSES	
Benefits - health, dental, life, paid time off, etc.	30.39%	31
More hours	32.35%	33
Continuing to work at current location	49.02%	50
Fair treatment for staff	18.63%	19
The children themselves	58.82%	60
Training opportunities	5.88%	6
Annual raises and/or step increases	54.90%	56
Flexibility on the job	23.53%	24
Positive staff relations	27.45%	28

Open door policy to resolve concerns/issues at Admin level	15.69%	16
Continued job experience	9.80%	10
Total Respondents: 102		

Q20 What do you like best about your BASS program?

Answered: 102 Skipped: 26

Q21 What improvements do you feel could be made to your BASS program?

Answered: 102 Skipped: 26

Q22 Additional comments:

Answered: 17 Skipped: 111